


Product information

Type	:	Touchless wave on single flush sensor w/ button For close coupled toilet sensor
Brand Origin	:	United Kingdom
Brand	:	MIKI
Manufacturer Origin	:	P.R.C.
Model code	:	6472-AC 濕電
Model code	:	6472-D-DC 干電
Power	:	DC D size battery x 4 / AC power
Installation	:	Close coupled toilet
Material	:	Round Central : Black finish
Material	:	Round Side : Chrome finish
Sensing range	:	80mm ± 2cm
Response time	:	2 seconds
Sensor eye	:	Ø49mm
Sensor eye hole	:	Ø40mm
Flush valve	:	2" flush valve
HKWSD Approval	:	YES



manual override



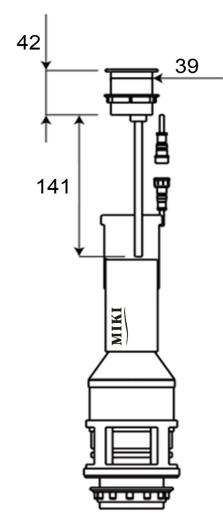
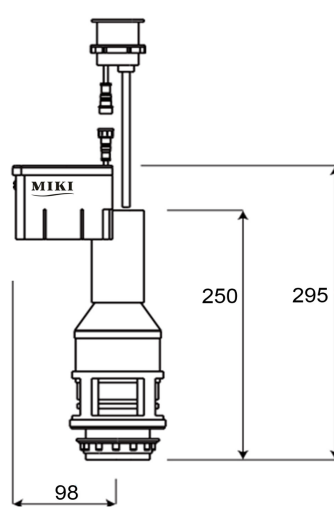
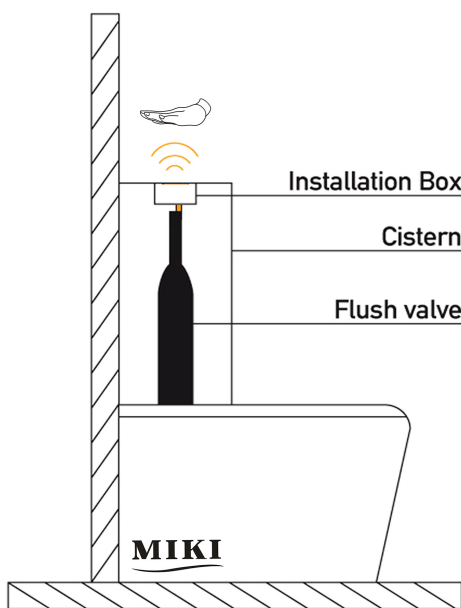
wave on sensor flush

Guide specification :

Single flush sensor valve for close coupled toilet with manual override,

Powered by AC , AC power include AC safety transformer with IP68.

Powered by DC , DC power include DC battery box and D size alkaline battery x 4.



Remark : All recommended installation dimension are for reference only